

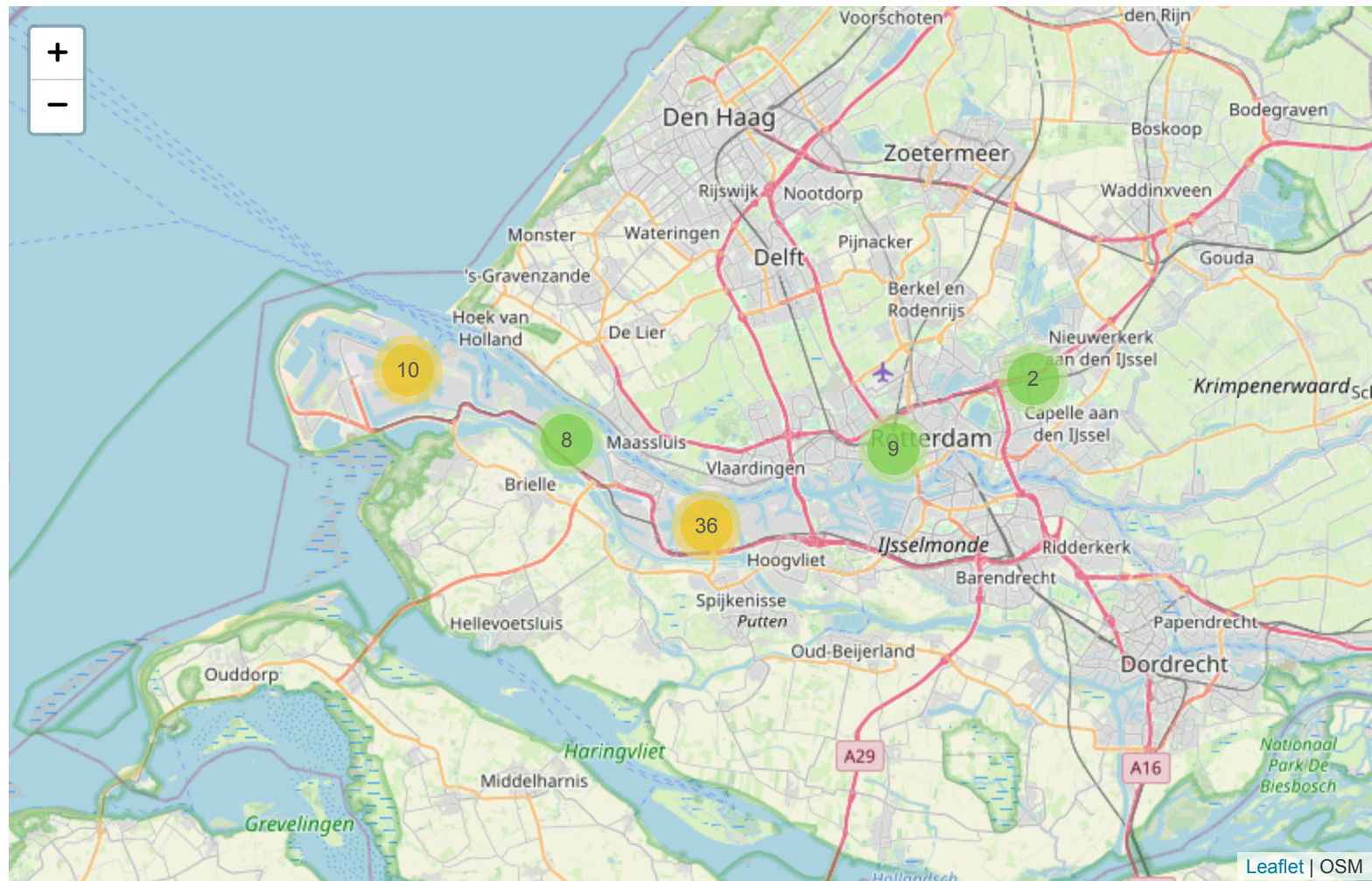
Facility or Company Name:

Year: All

Country: Netherlands

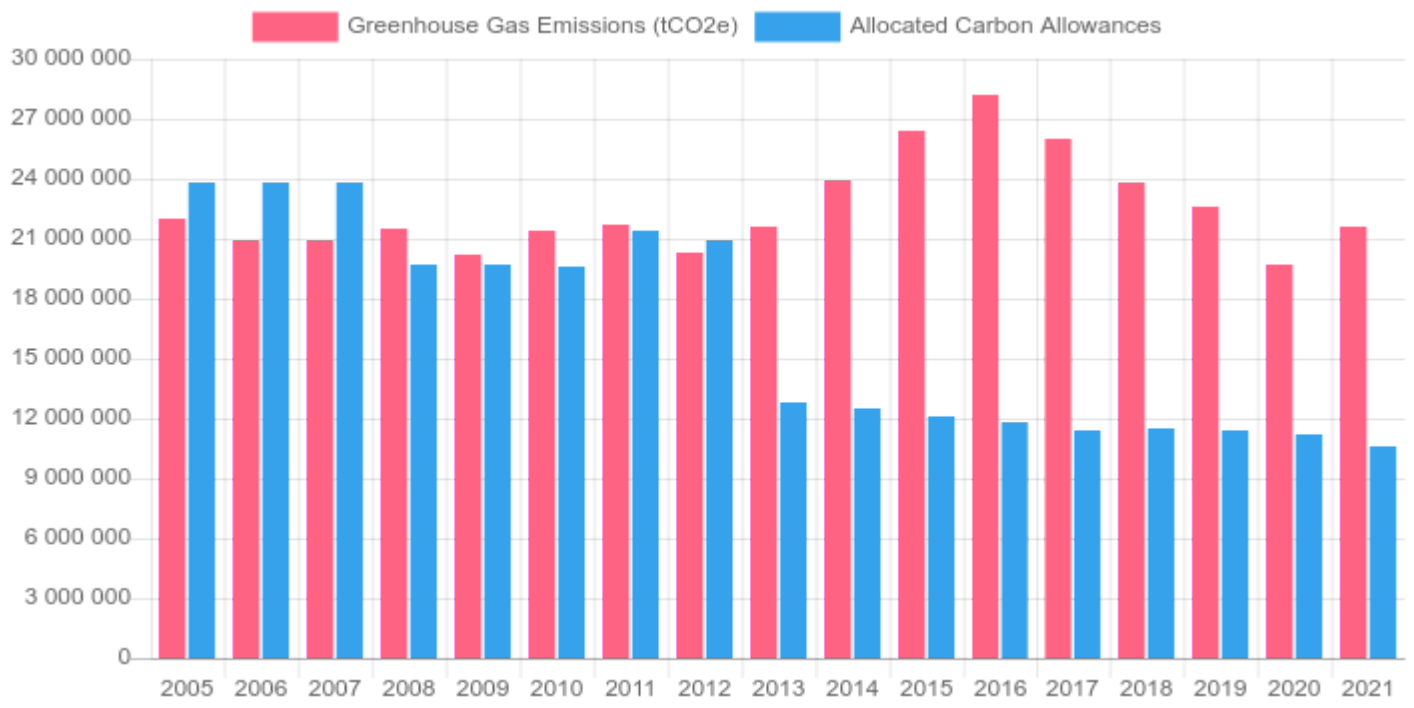
City: Rotterdam

Found **65** facilities and **48** companies



















Year	Greenhouse Gas Emissions	Allocated Carbon Allowances
2021	21 567 801	10 606 334
2020	19 733 756	11 184 781
2019	22 604 637	11 395 096
2018	23 754 339	11 498 050
2017	25 952 092	11 440 871

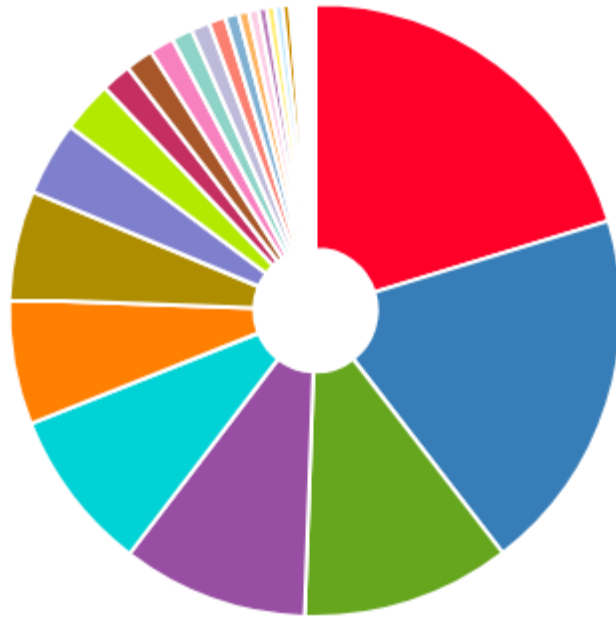
2016	28 210 559	11 846 033
2015	26 417 531	12 114 964
2014	23 895 927	12 462 212
2013	21 639 518	12 750 377
2012	20 310 849	20 862 779
2011	21 651 296	21 405 865
2010	21 416 641	19 643 027
2009	20 172 423	19 650 515
2008	21 463 439	19 650 522
2007	20 851 393	23 801 783
2006	20 925 821	23 801 784
2005	21 996 562	23 801 786



	Company	Facilities	Greenhouse Gas Emissions 2021	Allocated Carbon Allowances 2021
1	 SHELL Nederland Raffinaderij B.V.	1	4 377 123	2 996 199
2	 Uniper Benelux N.V.	7	4 149 075	21 695
3	 Esso Nederland B.V.	1	2 380 054	2 408 446
4	 BP Raffinaderij Rotterdam B.V.	1	2 117 592	1 463 326
5	 Power Plant Rotterdam B.V.	1	1 849 985	0
6	 Enecogen V.O.F.	1	1 429 012	0
7	 Air Liquide Industrie B.V.	3	1 234 536	847 211
8	 Air Products Nederland B.V.	2	842 844	510 083
9	 MaasStroom Energie C.V.	1	582 418	0
10	 Alco Energy Rotterdam B.V.	1	344 002	176 283
11	 Lyondell Chemie Nederland B.V.	3	314 386	416 442
12	 Rijnmond Power Holding B.V.	1	280 189	0
13	 Cabot B.V.	1	236 355	106 982
14	 Gunvor Energy Rotterdam B.V.	1	211 331	199 518
15	 Indorama Ventures Europe B.V.	1	189 491	103 569
16	 Archer Daniels Midland Europoort B.V.	1	154 423	68 688
17	 VPR Energy B.V.	1	118 252	119 362
18	 Nobian Chemicals B.V.	1	111 585	45 810
19	 ExxonMobil Chemical Holland B.V.	3	94 540	102 576
20	 Shin-Etsu PVC B.V.	2	92 753	90 963
21	 Emerald Kalama Chemical, B.V.	1	86 721	46 053
22	 Aluminium & Chemie Rotterdam B.V.	1	83 080	104 263
23	 SHELL Nederland Chemie B.V.	1	41 337	175 998
24	 Koole Tankstorage Botlek B.V.	2	35 575	19 157
25	 Westlake Epoxy B.V.	3	33 551	114 713
26	 Viterra Botlek B.V.	1	33 344	21 195
27	 Cargill B.V.	1	25 465	18 363
28	 Vopak Terminal Europoort B.V.	1	21 194	1 828
29	 Bunge Loders Croklaan B.V.	1	14 931	11 087
30	 Koole Tankstorage Minerals B.V.	1	14 534	2 559

31		LyondellBasell Covestro Manufacturing Maasvlakte V.O.F	1	13 667	360 956
32		Evos Rotterdam B.V.	1	13 190	10 841
33		Eneco Heat Production & Industrials B.V.	1	9 234	1 067
34		Climax Molybdenum B.V.	1	8 978	6 190
35		Erasmus Universitair Medisch Centrum Rotterdam (Erasmus MC)	1	8 066	1 960
36		Asfaltcentrale Rotterdam (ACR) B.V.	1	5 853	3 935
37		Asfalt Productie Rotterdam Rijnmond (APRR) B.V.	1	5 382	5 022
38		AVR-Afvalverwerking B.V.	1	1 973	23 251
39		Vopak Terminal Botlek B.V.	1	1 780	743
40		Gate Terminal B.V.	1	0	-
41		Ferro (Holland) B.V.	1	-	-
42		Almatis B.V.	1	-	-
43		Koole Tankstorage Pernis B.V.	1	-	-
44		Eurogen C.V.	1	-	-
45		OCI Terminal Europoort B.V.	1	-	-
46		Eneco Warmtenetten B.V.	1	-	-
47		Service Terminal Rotterdam (S.T.R.) V.O.F.	1	-	-
48		Evonik Carbon Black Nederland B.V.	1	-	-

Greenhouse Gas Emissions 2021 By Company (tCO2e)



	Facility	Company	Sector	Country	City	Year	Greenhouse gas emissions	Allocated carbon allowances
1	Shell Nederland Raffinaderij B.V.	SHELL Nederland Raffinaderij B.V.	Refining	Netherlands	HOOGVLIET-ROTTERDAM	2021	4 377 123	2 996 199
2	Uniper Centrale Maasvlakte	Uniper Benelux N.V.	Combustion of fuels	Netherlands	MAASVLAKTE-ROTTERDAM	2021	3 927 590	5 933
3	ESSO Raffinaderij Rotterdam	Esso Nederland B.V.	Refining of mineral oil	Netherlands	BOTLEK-ROTTERDAM	2021	2 380 054	2 408 446
4	BP Raffinaderij Rotterdam B.V.	BP Raffinaderij Rotterdam B.V.	Refining of mineral oil	Netherlands	EUROPOORT-ROTTERDAM	2021	2 117 592	1 463 326
5	Power Plant Rotterdam B.V.	Power Plant Rotterdam B.V.	Combustion of fuels	Netherlands	Maasvlakte-Rotterdam	2021	1 849 985	0
6	Enecogen	Enecogen V.O.F.	Combustion of fuels	Netherlands	Rotterdam Europoort	2021	1 429 012	0
7	Air Liquide Industrie B.V., vest. Botlek-Rotterdam	Air Liquide Industrie B.V.	Refining of mineral oil	Netherlands	Rotterdam	2021	1 164 455	779 119
8	Air Products Nederland B.V., Locatie Botlek	Air Products Nederland B.V.	Hydrogen and synthesis gas	Netherlands	Botlek-Rotterdam	2021	738 271	482 842
9	MaasStroom Energie C.V.	MaasStroom Energie C.V.	Combustion of fuels	Netherlands	VONDELINGENPLAAT-ROTTERDAM	2021	582 418	0
10	Alco Energy Rotterdam BV	Alco Energy Rotterdam B.V.	Combustion of fuels	Netherlands	ROTTERDAM	2021	344 002	176 283
11	Lyondell Chemie Nederland B.V. - Botlek locatie	Lyondell Chemie Nederland B.V.	Bulk chemicals	Netherlands	Botlek Rotterdam	2021	311 012	416 411
12	Rijnmond Power Plant	Rijnmond Power Holding B.V.	Combustion of fuels	Netherlands	VONDELINGENPLAAT-ROTTERDAM	2021	280 189	0
13	Cabot B.V.	Cabot B.V.	Carbon black	Netherlands	Botlek Rotterdam	2021	236 355	106 982
14	Uniper Centrale RoCa	Uniper Benelux N.V.	Combustion of fuels	Netherlands	ROTTERDAM	2021	219 289	15 334
15	Gunvor Energy Rotterdam B.V.	Gunvor Energy Rotterdam B.V.	Refining of mineral oil	Netherlands	EUROPOORT-ROTTERDAM	2021	211 331	199 518
16	Indorama Ventures Europe B.V.	Indorama Ventures Europe B.V.	Bulk chemicals	Netherlands	EUROPOORT-ROTTERDAM	2021	189 491	103 569
17	ADM Europoort B.V.	Archer Daniels Midland Europoort B.V.	Combustion	Netherlands	EUROPOORT-ROTTERDAM	2021	154 423	68 688
18	VPR Energy B.V.	VPR Energy B.V.	Refining of mineral oil	Netherlands	EUROPOORT-ROTTERDAM	2021	118 252	119 362

19	Nouryon Industrial Chemicals B.V. (Rotterdam)	Nobian Chemicals B.V.	Combustion of fuels	Netherlands	ROTTERDAM	2021	111 585	45 810
20	Air Products Nederland B.V., Locatie Botlek (Merseyweg)	Air Products Nederland B.V.	Hydrogen and synthesis gas	Netherlands	Botlek-Rotterdam	2021	104 573	27 241
21	Shin-Etsu PVC B.V., locatie Botlek	Shin-Etsu PVC B.V.	Bulk chemicals	Netherlands	Rotterdam	2021	92 753	90 963
22	Emerald Kalama Chemical B.V.	Emerald Kalama Chemical, B.V.	Bulk chemicals	Netherlands	BOTLEK-ROTTERDAM	2021	86 721	46 053
23	Aluminium & Chemie Rotterdam B.V.	Aluminium & Chemie Rotterdam B.V.	Combustion of fuels	Netherlands	Botlek Rotterdam	2021	83 080	104 263
24	Air Liquide Industrie B.V. vest. Bergen op Zoom	Air Liquide Industrie B.V.	Hydrogen and synthesis gas	Netherlands	Rotterdam	2021	70 081	68 092
25	ExxonMobil Chemical Holland B.V. (ROP)	ExxonMobil Chemical Holland B.V.	Combustion of fuels	Netherlands	EUROPOORT-ROTTERDAM	2021	58 163	53 333
26	Shell Nederland Chemie B.V., vestiging Pernis	SHELL Nederland Chemie B.V.	Bulk chemicals	Netherlands	Hoogvliet-Rotterdam	2021	41 337	175 998
27	ExxonMobil Chemical Holland B.V. (RPP)	ExxonMobil Chemical Holland B.V.	Bulk chemicals	Netherlands	Botlek Rotterdam	2021	36 377	49 243
28	Koole Tankstorage Botlek B.V. (BKG-1)	Koole Tankstorage Botlek B.V.	Combustion of fuels	Netherlands	BOTLEK-ROTTERDAM	2021	35 575	19 157
29	Hexion B.V. BKG 1	Westlake Epoxy B.V.	Bulk chemicals	Netherlands	VONDELINGENPLAAT - ROTTERDAM	2021	33 551	114 713
30	Viterra Botlek B.V.	Viterra Botlek B.V.	Combustion of fuels	Netherlands	Rotterdam-Botlek	2021	33 344	21 195
31	Cargill B.V. Rotterdam Botlek	Cargill B.V.	Combustion of fuels	Netherlands	Botlek-Rotterdam	2021	25 465	18 363
32	Vopak Terminal Europoort B.V.	Vopak Terminal Europoort B.V.	Combustion of fuels	Netherlands	EUROPOORT-ROTTERDAM	2021	21 194	1 828
33	Bunge Loders Crokiaan Rottedam	Bunge Loders Crokiaan B.V.	Combustion of fuels	Netherlands	MAASVLAKTE-ROTTERDAM	2021	14 931	11 087
34	Koole Tankstorage Minerals B.V.	Koole Tankstorage Minerals B.V.	Combustion of fuels	Netherlands	Rotterdam, Vondelingenplaat	2021	14 534	2 559
35	LyondellBasell Covestro Manufact. Maasvlakte VOF	LyondellBasell Covestro Manufacturing Maasvlakte V.O.F	Bulk chemicals	Netherlands	Maasvlakte Rotterdam	2021	13 667	360 956
36	Evos Rotterdam B.V.	Evos Rotterdam B.V.	Bulk chemicals	Netherlands	Europoort Rotterdam	2021	13 190	10 841

37	Eneco Solar, Bio & Hydro BV, WKC Vathorst	Eneco Heat Production & Industrials B.V.	Combustion of fuels	Netherlands	Rotterdam	2021	9 234	1 067
38	Climax Molybdenum B.V.	Climax Molybdenum B.V.	Metal ore roasting or sintering	Netherlands	Botlek-Rotterdam	2021	8 978	6 190
39	Erasmus MC	Erasmus Universitair Medisch Centrum Rotterdam (Erasmus MC)	Combustion of fuels	Netherlands	Rotterdam	2021	8 066	1 960
40	Asfalt Centrale Rotterdam (ACR)	Asfaltcentrale Rotterdam (ACR) B.V.	Combustion of fuels	Netherlands	Botlek Rotterdam	2021	5 853	3 935
41	Asfalt Productie Rotterdam Rijnmond (APRR) B.V.	Asfalt Productie Rotterdam Rijnmond (APRR) B.V.	Combustion of fuels	Netherlands	Vondelingenplaat Rotterdam	2021	5 382	5 022
42	Lyondell Chemie Nederland B.V. - Europoort locatie	Lyondell Chemie Nederland B.V.	Combustion of fuels	Netherlands	Rotterdam Europoort	2021	3 374	31
43	Uniper HWC Delftse Vaart	Uniper Benelux N.V.	Combustion of fuels	Netherlands	Rotterdam	2021	2 196	428
44	Bio Energie Centrale	AVR-Afvalverwerking B.V.	Other	Netherlands	ROTTERDAM-BOTLEK	2021	1 973	23 251
45	Vopak Terminal Botlek B.V.	Vopak Terminal Botlek B.V.	Combustion of fuels	Netherlands	BOTLEK-ROTTERDAM	2021	1 780	743
46	Warmte Station Galileistraat	Uniper Benelux N.V.	Combustion of fuels	Netherlands	Rotterdam	2021	0	-
47	Uniper HWC Blekerstraat	Uniper Benelux N.V.	Combustion of fuels	Netherlands	Rotterdam	2021	0	-
48	Uniper HWC Kop van Zuid	Uniper Benelux N.V.	Combustion of fuels	Netherlands	ROTTERDAM	2021	0	-
49	Gate terminal B.V. (Maasvlakte)	Gate Terminal B.V.	Combustion of fuels	Netherlands	Rotterdam	2021	0	-
50	Eurogen C.V.	Air Liquide Industrie B.V.	Combustion of fuels	Netherlands	BOTLEK-ROTTERDAM	2020	193 708	30 365
51	ExxonMobil Chemical Holland B.V. (RAP)	ExxonMobil Chemical Holland B.V.	Bulk chemicals	Netherlands	Botlek Rotterdam	2020	87 144	396 152
52	Koole Tankstorage Botlek B.V. (BKG-2)	Koole Tankstorage Botlek B.V.	Combustion of fuels	Netherlands	Botlek-Rotterdam	2020	19 186	13 957
53	Hexion B.V.BKG 2	Westlake Epoxy B.V.	Bulk chemicals	Netherlands	VONDELINGENPLAAT-ROTTERDAM	2020	4 558	8 188
54	Koole Tankstorage Pernis B.V.	Koole Tankstorage Pernis B.V.	Combustion of fuels	Netherlands	VONDELINGENPLAAT-ROTTERDAM	2019	16 674	4 615

55	Uniper Maasvlakte Powerplant 3	Uniper Benelux N.V.	Combustion of fuels	Netherlands	MAASVLAKTE-ROTTERDAM	2016	4 665 108	0
56	Eneco Hulpketelstation Galileistraat	Eneco Warmtenetten B.V.	Combustion of fuels	Netherlands	Rotterdam	2015	0	-
57	Evonik Carbon Black Nederland B.V.	Evonik Carbon Black Nederland B.V.	Combustion	Netherlands	BOTLEK-ROTTERDAM	2012	1 170	142 195
58	Lyondell Chemie Nederland B.V. - Botlek locatie	Lyondell Chemie Nederland B.V.	Combustion	Netherlands	BOTLEK-ROTTERDAM	2010	0	-
59	Momentive Specialty Chemicals B.V.	Westlake Epoxy B.V.	Combustion	Netherlands	VONDELINGENPLAAT-ROTTERDAM	2010	0	-
60	Shin-Etsu PVC B.V. Locatie Botlek	Shin-Etsu PVC B.V.	Combustion	Netherlands	ROTTERDAM	2010	0	-
61	Almatis B.V.	Almatis B.V.	Combustion	Netherlands	BOTLEK-ROTTERDAM	2010	0	-
62	Service Terminal Rotterdam V.O.F.	Service Terminal Rotterdam (S.T.R.) V.O.F.	Combustion	Netherlands	BOTLEK-ROTTERDAM	2010	0	-
63	Air Liquide Industrie B.V., vestiging Botlek-Rotterdam	Eurogen C.V.	Combustion	Netherlands	BOTLEK-ROTTERDAM	2010	0	-
64	MICRO Chemie B.V.	OCI Terminal Europoort B.V.	Refining	Netherlands	EUROPOORT-ROTTERDAM	2010	0	-
65	Ferro (Holland) B.V. Porcelain Enamel	Ferro (Holland) B.V.	Glass	Netherlands	ROTTERDAM	2010	0	0

To discover all our data reports available for sale, please visit our online store at:

<https://carbodata.world>



Copyright notice:

All content in this report belongs to **Corporate Carbon Data Ltd (CCD)** or its partners from whom CCD has received the authorisation to use it. You may store our data reports in electronic form on disk for your personal use or for internal use within your company.

Reproduction of a small and limited part of the content (data, one data table, one graph) **on a website or a newsletter is permitted**, providing the **source of the data** (i.e. Corporate Carbon Data with a link to <https://carbodata.world>) **is clearly indicated** in the text and next to the data tables and charts used.

Please write us to info@carbodata.world if you have any doubt regarding the authorisation of reproduction of our data on your website or your newsletters.

The **full reproduction** of our data report on a **website is prohibited**.

The **commercial redistribution** and **external redistribution** (outside your company or organisation) of our **PDF data reports** are **prohibited**.

In any case, you may not remove the copyright or trade mark notice from any copies of the content made under these terms.

We refer to our Terms and Conditions for further details.

© 2024 Corporate Carbon Data Ltd | All rights reserved