

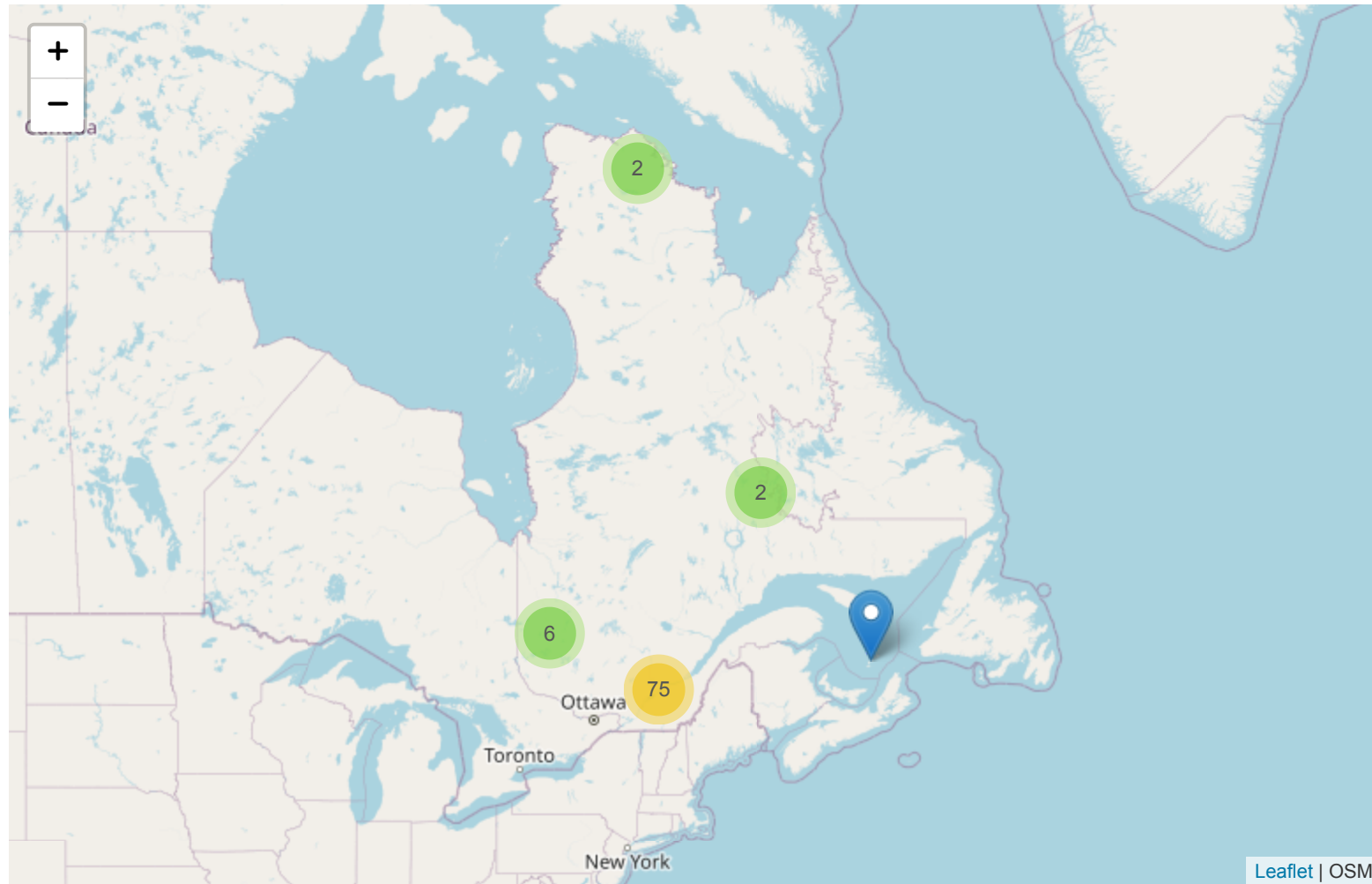
Facility or Company Name:

Year: 2016

Country: Canada

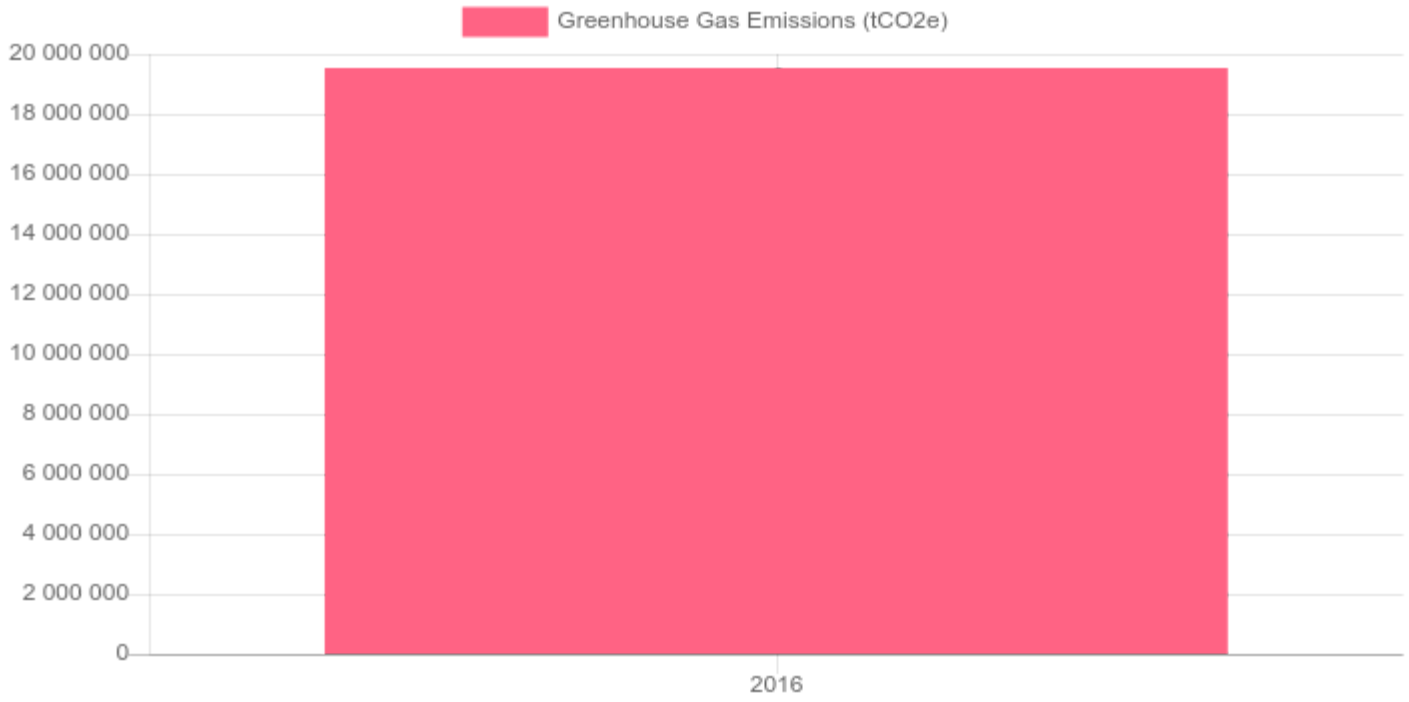
Region: Quebec

Found **86** facilities and **66** companies





Year	Greenhouse Gas Emissions
------	--------------------------

2016	19 515 776
------	------------

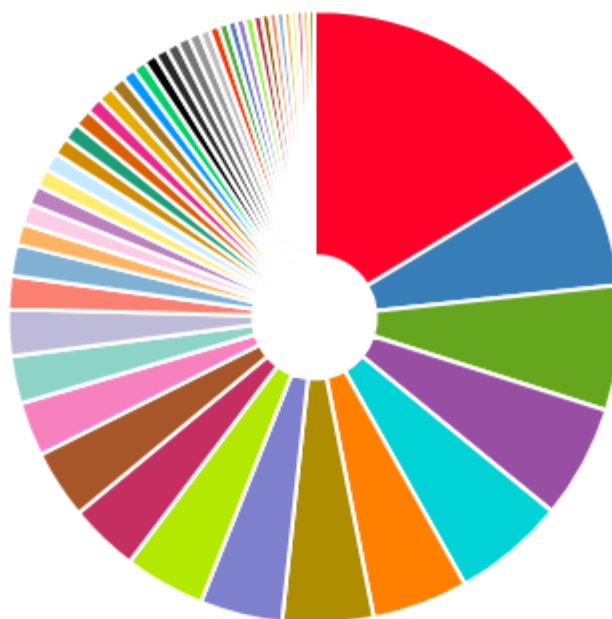


	Company	Facilities	Greenhouse Gas Emissions 2016
1	 Rio Tinto Alcan Inc	7	3 125 461
2	 Valero Energy Inc	1	1 328 086
3	 ArcelorMittal Exploitation minière Canada	2	1 257 223
4	 Suncor Energy Products Partnership	1	1 142 030
5	 Aluminerie Alouette inc.	1	1 129 778
6	 ArcelorMittal Montréal Inc.	3	968 092
7	 Rio Tinto Fer et Titane inc.	1	917 171
8	 CRH Canada Group Inc.	1	830 124
9	 Aluminerie de Bécancour inc.	1	812 763
10	 Ciment Québec inc.	1	700 906
11	 Graymont (QC) Inc.	2	691 984
12	 Lafarge Canada Inc.	1	546 176
13	 Alcoa Canada Co.	1	474 929
14	 Compagnie de gestion Alcoa - Loralco	1	473 022
15	 Waste Management of Canada Corporation	2	334 327
16	 Dow Chemical Canada ULC	1	313 520
17	 Compagnie WestRock du Canada Inc.	1	214 647
18	 Chimie Parachem s.e.c	1	206 141
19	 Régie de gestion des matières résiduelles de la Mauricie	2	198 164
20	 KRONOS Canada, Inc.	1	182 684
21	 Tembec	2	181 175
22	 Colacem Canada inc	1	179 793
23	 Silicium Québec SEC	1	177 995
24	 Glencore Canada Corporation	2	176 689
25	 Canadian Malartic GP	1	160 282
26	 Ville de Montréal	2	157 197
27	 Services Matrec Inc	2	155 585
28	 Owens Corning Composite Materials Canada LP	1	134 483
29	 Glencore Canada Corporation DUPLICATE???	1	130 962
30	 Hydro-Québec	1	129 934

31		Ville de Québec	2	126 202
32		Entreprise Indorama PTA Montréal s.e.c.	1	124 199
33		Elkem Metal Canada Inc.	1	122 227
34		Fibrek S.E.N.C.	1	116 733
35		PRODUITS KRUGER s.e.c.	2	101 803
36		Canadian Royalties inc.	1	99 104
37		RIEDSBM	1	91 484
38		Domtar Inc.	1	87 665
39		TransCanada Energy Ltd.	1	86 605
40		Resolute FP Canada Inc.	1	86 546
41		Complexe Enviro Connexions	1	84 757
42		Fortress Cellulose Spécialisée	1	78 296
43		CEPSA Chimie Bécancour	1	73 946
44		Lantic Inc. - Raffinerie Montréal	1	72 526
45		O-I Canada Corp.	1	69 868
46		Cascades Canada ULC	1	61 718
47		Ville de Sherbrooke	1	59 803
48		GreenField Specialty Alcohols Inc.	1	59 308
49		Kruger Wayagamack inc.	1	54 059
50		Roland Thibault inc.	1	52 183
51		Ville de Rimouski	1	51 816
52		Air Liquide Canada Inc.	1	51 592
53		Revolution VSC LP	1	48 236
54		Société en commandite Gaz Métro	1	48 110
55		Les Forges de Sorel Cie	1	41 092
56		Kruger Énergie Bromptonville S.E.C.	1	34 357
57		Institution royale pour l'avancement des sciences	2	32 379
58		Technocell Inc.	1	15 389
59		BALL TECHNOLOGIES AVANCÉES D'ALUMINIUM CANADA INC.	1	14 441
60		Mintech Canada Ltd.	1	13 125
61		Les entreprises Rolland inc Usine de St-Jérôme	1	12 554

62	Tafisa Canada Inc.	1	5 751
63	Papiers de publication Kruger inc.	1	2 772
64	Ressources Métanor inc.	2	1 984
65	MINERAL DE FER QUÉBEC INC.	1	1 778
66	Lidya Énergie, s.e.c.	1	45

Greenhouse Gas Emissions 2016 By Company (tCO2e)



	Facility	Company	Sector	Country	City	Year	Greenhouse gas emissions	Allocated carbon allowances
1	Raffinerie Jean-Gaulin	Valero Energy Inc	Petroleum Refineries	Canada	Lévis	2016	1 328 086	-
2	Raffinerie de Montreal	Suncor Energy Products Partnership	Petroleum Refineries	Canada	Montreal	2016	1 142 030	-
3	Aluminerie Alouette inc.	Aluminerie Alouette inc.	Alumina Refining and Primary Aluminum Production	Canada	Sept-Îles	2016	1 129 778	-
4	Usine de Bouletage de Port-Cartier	ArcelorMittal Exploitation minière Canada	Iron Ore Mining	Canada	Port-Cartier	2016	973 475	-
5	Rio Tinto Fer et Titane inc.- Complexe de Sorel-Tracy	Rio Tinto Fer et Titane inc.	Iron and Steel Mills and Ferroalloy Manufacturing	Canada	Sorel-Tracy	2016	917 171	-
6	Usine Alma	Rio Tinto Alcan Inc	Alumina Refining and Primary Aluminum Production	Canada	Alma	2016	846 426	-
7	Usine de Joliette	CRH Canada Group Inc.	Cement Manufacturing	Canada	Joliette	2016	830 124	-
8	Aluminerie de Bécancour inc.	Aluminerie de Bécancour inc.	Alumina Refining and Primary Aluminum Production	Canada	Bécancour	2016	812 763	-
9	Usine Arvida	Rio Tinto Alcan Inc	Alumina Refining and Primary Aluminum Production	Canada	Saguenay	2016	716 911	-
10	Cimenterie de Saint-Basile	Ciment Québec inc.	Cement Manufacturing	Canada	Saint-Basile	2016	700 906	-
11	Usine de réduction - ArcelorMittal Contrecoeur	ArcelorMittal Montréal Inc.	Iron and Steel Mills and Ferroalloy Manufacturing	Canada	Contrecoeur	2016	691 959	-
12	Cimenterie de Saint-Constant	Lafarge Canada Inc.	Cement Manufacturing	Canada	Saint-Constant	2016	546 176	-
13	Usine Vaudreuil	Rio Tinto Alcan Inc	Alumina Refining and Primary Aluminum Production	Canada	Jonquière	2016	521 876	-
14	Usine Grande-Baie	Rio Tinto Alcan Inc	Alumina Refining and Primary Aluminum Production	Canada	La Baie	2016	491 090	-
15	Usine de Bedford	Graymont (QC) Inc.	Lime Manufacturing	Canada	Bedford	2016	488 513	-
16	Aluminerie de Baie-Comeau	Alcoa Canada Co.	Alumina Refining and Primary Aluminum Production	Canada	Baie-Comeau	2016	474 929	-

17	Aluminerie de Deschambault	Compagnie de gestion Alcoa - Luralco	Alumina Refining and Primary Aluminum Production	Canada	Deschambault	2016	473 022	-
18	Usine Laterrière	Rio Tinto Alcan Inc	Alumina Refining and Primary Aluminum Production	Canada	Laterrière	2016	448 332	-
19	Varenes Facility	Dow Chemical Canada ULC	Polystyrene Foam Product Manufacturing	Canada	Varenes	2016	313 520	-
20	Mine de Mont-Wright	ArcelorMittal Exploitation minière Canada	Iron Ore Mining	Canada	Fermont	2016	283 748	-
21	Régie Intermunicipale Argenteuil Deux-Montagnes (RIADM)	Waste Management of Canada Corporation	Waste Treatment And Disposal	Canada	Lachute	2016	279 076	-
22	Usine de La Tuque	Compagnie WestRock du Canada Inc.	Paperboard Mills	Canada	La Tuque	2016	214 647	-
23	Chimie Parachem s.e.c	Chimie Parachem s.e.c	Petrochemical Manufacturing	Canada	Montréal-Est	2016	206 141	-
24	Usine de Marbleton	Graymont (QC) Inc.	Lime Manufacturing	Canada	Marbleton	2016	203 471	-
25	KRONOS Canada, Inc.	KRONOS Canada, Inc.	All Other Basic Inorganic Chemical Manufacturing	Canada	Varenes	2016	182 684	-
26	Cimenterie Kilmar	Colacem Canada inc	Cement Manufacturing	Canada	Grenville-sur-la-Rouge	2016	179 793	-
27	Quebec Silicon LP	Silicium Québec SEC	Iron and Steel Mills and Ferroalloy Manufacturing	Canada	Bécancour	2016	177 995	-
28	Aciérie - ArcelorMittal Contrecoeur	ArcelorMittal Montréal Inc.	Iron and Steel Mills and Ferroalloy Manufacturing	Canada	CONTRECOEUR	2016	175 415	-
29	Site de Témiscaming	Tembec	Chemical Pulp Mills	Canada	Témiscaming	2016	164 227	-
30	Mine Canadian Malartic GP	Canadian Malartic GP	Gold And Silver Ore Mining	Canada	Malartic	2016	160 282	-
31	Lieu d'enfouissement technique	Régie de gestion des matières résiduelles de la Mauricie	All Other Waste Management Services	Canada	Saint-Étienne-des-Grès	2016	145 834	-
32	OC Celfortec LPValleyfield	Owens Corning Composite Materials Canada LP	Polystyrene Foam Product Manufacturing	Canada	Valleyfield	2016	134 483	-
33	Mine Raglan	Glencore Canada Corporation DUPLICATE???	Nickel-Copper Ore Mining	Canada	Rouyn-Noranda	2016	130 962	-

34	Centrale de Cap-aux-Meules	Hydro-Québec	Fossil Fuel Electric Power Generation	Canada	Cap-aux-Meules, Îles-de-la-Madeleine	2016	129 934	-
35	Entreprise Indorama PTA Montréal s.e.c.	Entreprise Indorama PTA Montréal s.e.c.	Other Basic Organic Chemical Manufacturing	Canada	Montréal	2016	124 199	-
36	Elkem Métal Chicoutimi	Elkem Metal Canada Inc.	Iron and Steel Mills and Ferroalloy Manufacturing	Canada	Chicoutimi	2016	122 227	-
37	Glencore Canada Corporation - Fonderie Horne	Glencore Canada Corporation	Nonferrous Metal (except Aluminum) Smelting and Refining Other Nonferrous Metal Foundries (except Die-Casting)	Canada	Rouyn-Noranda	2016	120 012	-
38	Fibrek SENC	Fibrek S.E.N.C.	Chemical Pulp Mills	Canada	St-Félicien	2016	116 733	-
39	ArcelorMittal Contrecoeur Ouest	ArcelorMittal Montréal Inc.	Iron and Steel Mills and Ferroalloy Manufacturing	Canada	Contrecoeur	2016	100 718	-
40	Projet Nunavik Nickel	Canadian Royalties inc.	Nickel-Copper Ore Mining	Canada	Rivière Koksoak	2016	99 104	-
41	Aluminerie Arvida - Centre technologique AP60	Rio Tinto Alcan Inc	Alumina Refining and Primary Aluminum Production	Canada	Jonquière	2016	94 360	-
42	Incinérateur	Ville de Québec	Waste Treatment And Disposal	Canada	Québec	2016	93 437	-
43	Lieu d'enfouissement	RIEDSBM	Waste Treatment And Disposal	Canada	Cowansville	2016	91 484	-
44	Domtar Usine de Windsor	Domtar Inc.	Paper (except Newsprint) Mills	Canada	Windsor	2016	87 665	-
45	Bécancour Power Plant	TransCanada Energy Ltd.	Fossil Fuel Electric Power Generation	Canada	Bécancour	2016	86 605	-
46	Division Alma	Resolute FP Canada Inc.	Mechanical Pulp Mills	Canada	Alma	2016	86 546	-
47	LED CD de Pierrefonds	Services Matrec Inc	Waste Treatment And Disposal	Canada	Pierrefonds	2016	85 255	-
48	Usine de triage Lachenaie	Complexe Enviro Connexions	All Other Waste Management Services	Canada	Terrebonne	2016	84 757	-
49	Complexe environnemental St-Michel	Ville de Montréal	Waste Treatment And Disposal	Canada	Montréal	2016	78 842	-
50	Station d'épuration des eaux usées Jean-R.-Marcotte	Ville de Montréal	Sewage Treatment Facilities	Canada	Montréal	2016	78 355	-
51	Usine de Thurso	Fortress Cellulose Spécialisée	Chemical Pulp Mills	Canada	Thurso	2016	78 296	-

52	CEPSA Chimie Bécancour	CEPSA Chimie Bécancour	Petrochemical Manufacturing Other Basic Organic Chemical Manufacturing	Canada	Bécancour	2016	73 946	-
53	Lantic Inc. - Raffinerie Montréal	Lantic Inc. - Raffinerie Montréal	Sugar Manufacturing	Canada	Montréal	2016	72 526	-
54	Centre technologique AES	Services Matrec Inc	Waste Treatment And Disposal	Canada	Chicoutimi	2016	70 330	-
55	Plant #34 Montreal	O-I Canada Corp.	Glass Manufacturing	Canada	Montreal	2016	69 868	-
56	Cascades Papier Kingsey Falls, une division de Cascades Canada ULC	Cascades Canada ULC	Paperboard Mills	Canada	Kingsey Falls	2016	61 718	-
57	Lieu d'enfouissement Sanitaire de la Ville de Sherbrooke	Ville de Sherbrooke	Waste Treatment And Disposal	Canada	Sherbrooke	2016	59 803	-
58	Varenes Plant	GreenField Specialty Alcohols Inc.	Other Basic Organic Chemical Manufacturing	Canada	Varenes	2016	59 308	-
59	Glencore Canada Corporation, CCR refinery	Glencore Canada Corporation	Nonferrous Metal (except Aluminum) Smelting and Refining	Canada	Montréal-Est	2016	56 677	-
60	Sainte Sophie Landfill	Waste Management of Canada Corporation	Waste Treatment And Disposal	Canada	Sainte Sophie	2016	55 251	-
61	Kruger Wayagamack	Kruger Wayagamack inc.	Paper (except Newsprint) Mills	Canada	Trois-Rivières	2016	54 059	-
62	Produits Kruger s.e.c.	PRODUITS KRUGER s.e.c.	Paper (except Newsprint) Mills	Canada	Crabtree	2016	52 433	-
63	Lieu enfouissement technique de Champlain	Régie de gestion des matières résiduelles de la Mauricie	All Other Waste Management Services	Canada	Champlain	2016	52 330	-
64	GFL Environmental inc.	Roland Thibault inc.	Waste Treatment And Disposal	Canada	Ste-Cécile-de- Milton	2016	52 183	-
65	Lieu d'enfouissement technique	Ville de Rimouski	Waste Treatment And Disposal	Canada	Rimouski	2016	51 816	-
66	Air Liquide Canada - Bécancour Plan 2	Air Liquide Canada Inc.	Industrial Gas Manufacturing	Canada	Bécancour	2016	51 592	-
67	Produits Kruger s.e.c., usine de Gatineau	PRODUITS KRUGER s.e.c.	Paper (except Newsprint) Mills	Canada	Gatineau	2016	49 370	-

68	VSC	Revolution VSC LP	Other Nonferrous Metal Foundries (except Die-Casting)	Canada	Sainte-Catherine	2016	48 236	-
69	Énergir, s.e.c.	Société en commandite Gaz Métro	Natural Gas Distribution	Canada	Montréal	2016	48 110	-
70	LES FORGES DE SOREL CIE - ST-JOSEPH-DE-SOREL	Les Forges de Sorel Cie	Forging	Canada	St-Joseph-de-Sorel	2016	41 092	-
71	Centrale de cogénération à la biomasse	Kruger Énergie Bromptonville S.E.C.	Other Electric Power Generation	Canada	Sherbrooke	2016	34 357	-
72	Site d'enfouissement Saint-Tite-des-Caps	Ville de Québec	Waste Treatment And Disposal	Canada	Saint-Tite-des-Caps	2016	32 765	-
73	Université McGill - Campus Centre-Ville	Institution royale pour l'avancement des sciences	Colleges, Universities, and Professional Schools	Canada	Montreal	2016	29 059	-
74	Usine Abitibi-O (La Sarre) et Bois-Jointé	Tembec	Sawmills (Except Shingle And Shake Mills)	Canada	LA SARRE	2016	16 948	-
75	Technocell inc	Technocell Inc.	Paper (except Newsprint) Mills	Canada	Drummondville	2016	15 389	-
76	Ball Advanced Aluminum Technologies Canada Inc.	BALL TECHNOLOGIES AVANCÉES D'ALUMINIUM CANADA INC.	Aluminum rolling, drawing, extruding and alloying	Canada	Sherbrooke	2016	14 441	-
77	Usine de PCC de Windsor	Mintech Canada Ltd.	All Other Non-Metallic Mineral Product Manufacturing	Canada	Windsor	2016	13 125	-
78	Usine de St-Jérôme	Les entreprises Rolland inc Usine de St-Jérôme	Paper (except Newsprint) Mills	Canada	St-Jérôme	2016	12 554	-
79	Usine de fluorure	Rio Tinto Alcan Inc	Alumina Refining and Primary Aluminum Production	Canada	Jonquière	2016	6 466	-
80	Tafisa Canada	Tafisa Canada Inc.	Particle Board And Fibreboard Mills	Canada	Lac-Mégantic	2016	5 751	-
81	Université McGill - Campus Macdonald	Institution royale pour l'avancement des sciences	Colleges, Universities, and Professional Schools	Canada	Sainte-Anne-de-Bellevue	2016	3 320	-
82	Kruger Brompton S.E.C.	Papiers de publication Kruger inc.	Newsprint Mills	Canada	Sherbrooke	2016	2 772	-

83	Mine Lac Bloom	MINERAI DE FER QUÉBEC INC.	Iron Ore Mining	Canada	Fermont	2016	1 778	-
84	Mine Bachelor	Ressources Métanor inc.	Gold And Silver Ore Mining	Canada	Desmaraisville	2016	1 601	-
85	Mine Barry	Ressources Métanor inc.	Gold And Silver Ore Mining	Canada	Desmaraisville	2016	383	-
86	Lidya Énergie, s.e.c.	Lidya Énergie, s.e.c.	Other Electric Power Generation	Canada	Lachute	2016	45	-

To discover all our data reports available for sale, please visit our online store at:

<https://carbodata.world>



Copyright notice:

All content in this report belongs to **Corporate Carbon Data Ltd (CCD)** or its partners from whom CCD has received the authorisation to use it. You may store our data reports in electronic form on disk for your personal use or for internal use within your company.

Reproduction of a small and limited part of the content (data, one data table, one graph) **on a website or a newsletter is permitted**, providing the **source of the data** (i.e. Corporate Carbon Data with a link to <https://carbodata.world>) **is clearly indicated** in the text and next to the data tables and charts used.

Please write us to info@carbodata.world if you have any doubt regarding the authorisation of reproduction of our data on your website or your newsletters.

The **full reproduction** of our data report on a **website is prohibited**.

The **commercial redistribution** and **external redistribution** (outside your company or organisation) of our **PDF data reports** are **prohibited**.

In any case, you may not remove the copyright or trade mark notice from any copies of the content made under these terms.

We refer to our Terms and Conditions for further details.

© 2024 Corporate Carbon Data Ltd | All rights reserved