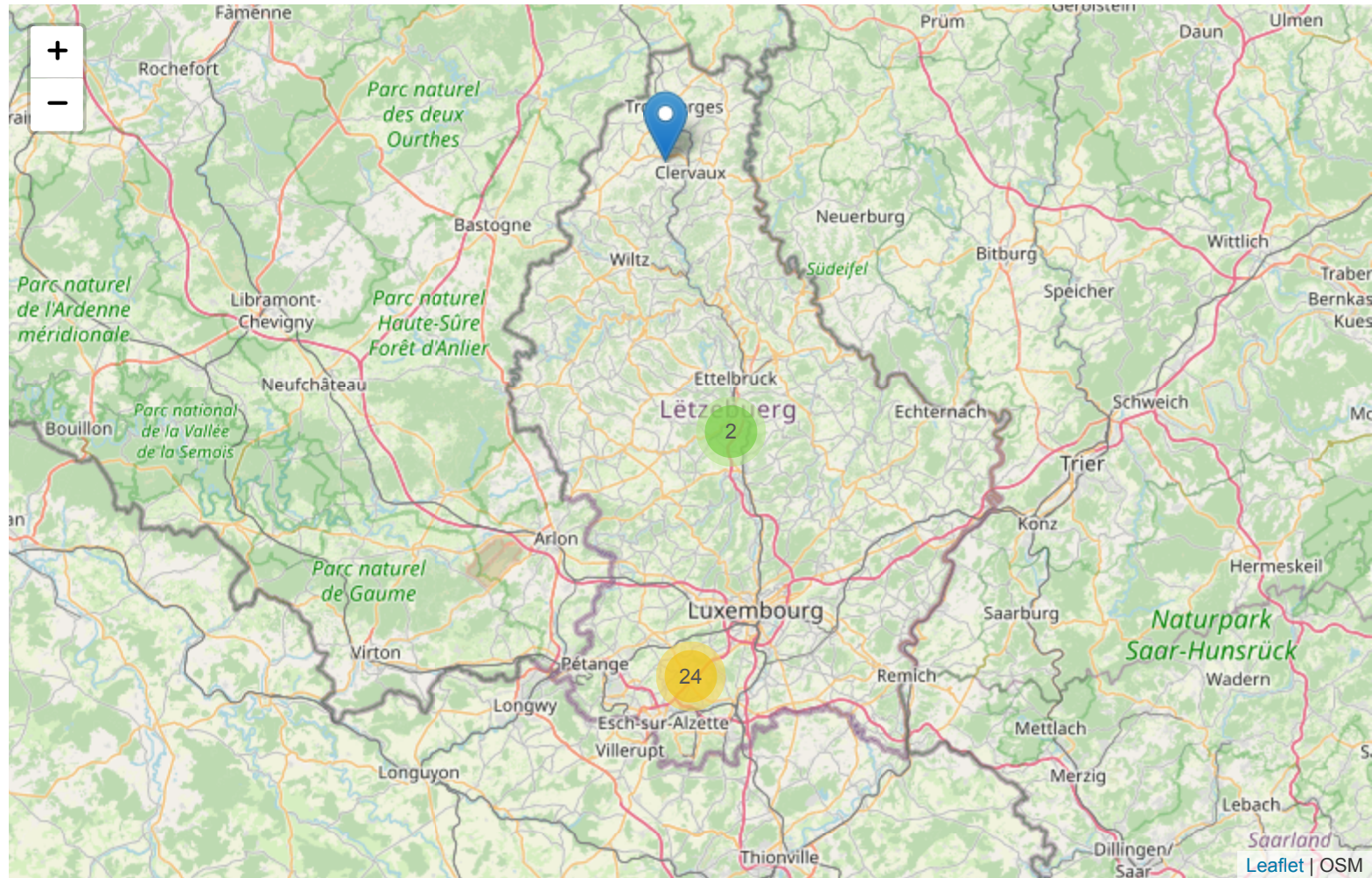


Facility or Company Name:

Year: All

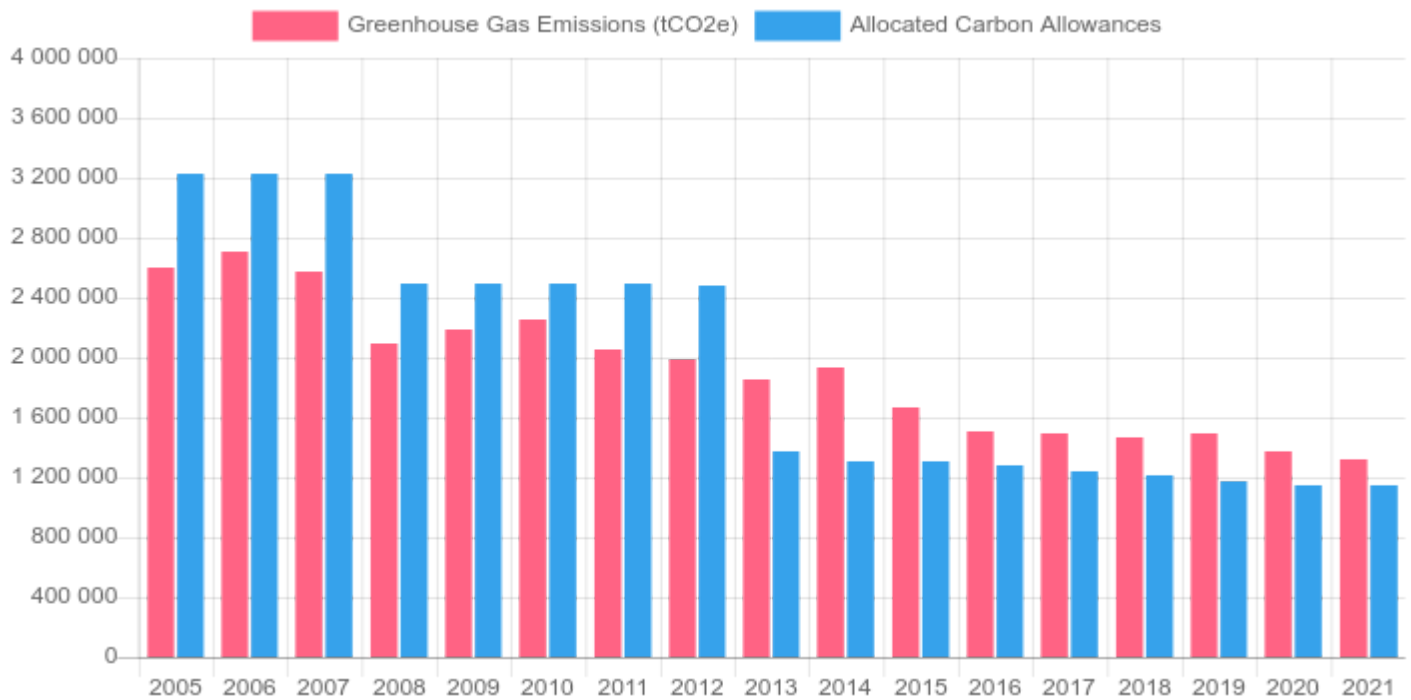
Country: Luxembourg






















Found 27 facilities and 21 companies



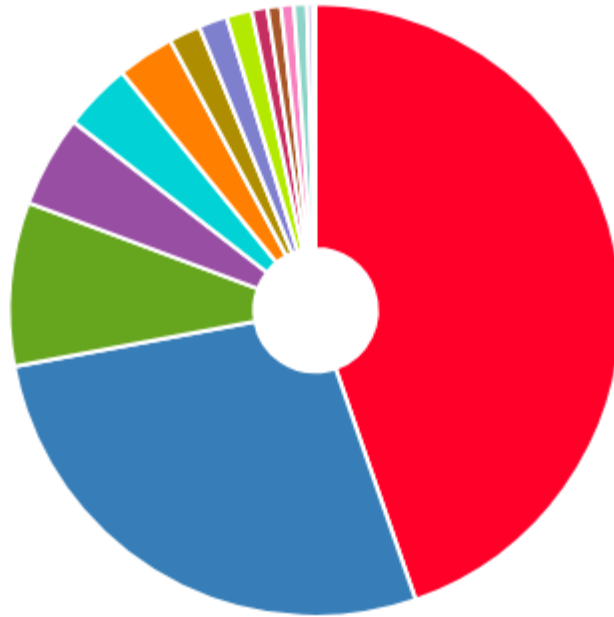
Year	Greenhouse Gas Emissions	Allocated Carbon Allowances
2021	1 317 495	1 152 105
2020	1 376 500	1 146 470
2019	1 496 236	1 177 800
2018	1 468 882	1 215 724
2017	1 492 043	1 246 053

2016	1 503 325	1 277 648
2015	1 660 832	1 307 879
2014	1 931 704	1 305 073
2013	1 847 117	1 372 664
2012	1 989 537	2 484 346
2011	2 052 211	2 488 229
2010	2 252 662	2 488 433
2009	2 181 694	2 488 229
2008	2 098 895	2 488 229
2007	2 567 231	3 229 321
2006	2 712 972	3 229 321
2005	2 603 349	3 229 321



	Company	Facilities	Greenhouse Gas Emissions 2021	Allocated Carbon Allowances 2021
1	 Cimalux S.A.	2	588 823	512 912
2	 ArcelorMittal Belval Et Differdange	3	360 591	296 135
3	 Guardian Luxguard II S.à R.I.	2	113 797	84 830
4	 Dupont De Nemours Luxembourg	1	63 588	46 189
5	 Luxénergie S.A.	3	47 258	8 280
6	 Cegyco S.A.	1	39 716	5 599
7	 KRONOSPAN ENERGY S.A.	1	21 973	0
8	 HYDRO ALUMINIUM CLERVAUX	1	19 955	13 821
9	 Eurofoil Luxembourg SA	1	17 680	14 548
10	 Kronospan Luxembourg S.A.	1	11 012	141 421
11	 JULIEN-CAJOT	1	9 241	3 865
12	 Libertysteel Dudelange	1	8 990	16 524
13	 Sudcal S.A.	1	8 954	1 336
14	 C. KARP-KNEIP Matériaux S.A.	1	4 087	2 165
15	 LISE S.A.	1	1 297	983
16	 Kiowatt S.A.	1	533	3 497
17	 Luxlait Association Agricole	1	0	-
18	 ArcelorMittal Rodange Et Schifflange- Site De Schifflange	1	-	-
19	 Primorec S.A.	1	-	-
20	 Ceduco S.A.	1	-	-
21	 Twinerg S.A.	1	-	-

Greenhouse Gas Emissions 2021 By Company (tCO2e)



	Facility	Company	Sector	Country	City	Year	Greenhouse gas emissions	Allocated carbon allowances
1	Usine Intermoselle	Cimalux S.A.	Cement clinker	Luxembourg	Esch/Alzette	2021	579 821	509 196
2	ArcelorMittal Belval & Differdange-Site de Belval	ArcelorMittal Belval Et Differdange	Pig iron or steel	Luxembourg	Esch/Alzette	2021	182 441	143 650
3	ArcelorMittal Belval et Differdange - site Differd	ArcelorMittal Belval Et Differdange	Pig iron or steel	Luxembourg	Differdange	2021	158 843	139 947
4	Production de verre plat (site de Bascharage)	Guardian Luxguard II S.à R.l.	Glass	Luxembourg	Bascharage	2021	113 797	84 830
5	Centrale énergétique 'Power'	Dupont De Nemours Luxembourg	Combustion of fuels	Luxembourg	Luxembourg	2021	63 588	46 189
6	Cegyco S.A.	Cegyco S.A.	Combustion of fuels	Luxembourg	Colmar Berg	2021	39 716	5 599
7	Centrale d'énergie du Kirchberg	Luxénergie S.A.	Combustion of fuels	Luxembourg	Luxembourg-Kirchberg	2021	27 177	5 559
8	KRONOSPAN ENERGY S.A.	KRONOSPAN ENERGY S.A.	Combustion of fuels	Luxembourg	SANEM	2021	21 973	0
9	HYDRO ALUMINIUM CLERVAUX	HYDRO ALUMINIUM CLERVAUX	Secondary aluminium	Luxembourg	ESELBORN	2021	19 955	13 821
10	Centrale d'énergie Stade Josy Barthel	Luxénergie S.A.	Combustion of fuels	Luxembourg	Luxembourg	2021	19 484	1 965
11	AM Rodange et Schifflange - Site de Rodange	ArcelorMittal Belval Et Differdange	Ferrous metals	Luxembourg	Rodange	2021	19 307	12 538
12	Eurofoil Luxembourg SA	Eurofoil Luxembourg SA	Secondary aluminium	Luxembourg	Dudelange	2021	17 680	14 548
13	Kronospan Luxembourg S.A.	Kronospan Luxembourg S.A.	Combustion of fuels	Luxembourg	Sanem	2021	11 012	141 421
14	CENTRALES D'ENROBES	JULIEN-CAJOT	Combustion of fuels	Luxembourg	LEUDELANGE	2021	9 241	3 865
15	Cimalux Esch/Alzette	Cimalux S.A.	Combustion of fuels	Luxembourg	Esch/Alzette	2021	9 002	3 716
16	Dudelange	Libertysteel Dudelange	Ferrous metals	Luxembourg	dudelange	2021	8 990	16 524
17	Sudcal	Sudcal S.A.	Combustion of fuels	Luxembourg	Esch-sur-Alzette	2021	8 954	1 336
18	KARP-KNEIP Matériaux	C. KARP-KNEIP Matériaux S.A.	Combustion of fuels	Luxembourg	Luxembourg	2021	4 087	2 165
19	Minute Mix	LISE S.A.	Combustion of fuels	Luxembourg	Schifflange	2021	1 297	983

20	Centrale Cloche d'or	Luxénergie S.A.	Combustion of fuels	Luxembourg	Luxembourg	2021	597	756
21	Kiowatt - Centrale de cogénération biomasse à Biss	Kiowatt S.A.	Combustion of fuels	Luxembourg	Bissen	2021	533	3 497
22	Luxlait Association Agricole	Luxlait Association Agricole	Combustion	Luxembourg	Luxembourg	2021	0	-
23	Production de verre plat (site de Dudelange)	Guardian Luxguard II S.à R.l.	Glass	Luxembourg	Dudelange	2020	42 477	83 288
24	ArcelorMittal Rodange et Schifflange-Site Schiff	ArcelorMittal Rodange Et Schifflange- Site De Schifflange	Pig iron or steel	Luxembourg	Esch/Alzette	2018	0	-
25	Centrale TGV d'Esch/Alzette	Twinterg S.A.	Combustion of fuels	Luxembourg	Esch sur Alzette	2017	0	-
26	Installation de cogénération	Ceduco S.A.	Combustion of fuels	Luxembourg	Contern	2012	34 042	68 931
27	Primorec S.A.	Primorec S.A.	Iron & Steel	Luxembourg	Differdange	2012	0	-

To discover all our data reports available for sale, please visit our online store at:

<https://carbodata.world>



Copyright notice:

All content in this report belongs to **Corporate Carbon Data Ltd (CCD)** or its partners from whom CCD has received the authorisation to use it. You may store our data reports in electronic form on disk for your personal use or for internal use within your company.

Reproduction of a small and limited part of the content (data, one data table, one graph) **on a website or a newsletter is permitted**, providing the **source of the data** (i.e. Corporate Carbon Data with a link to <https://carbodata.world>) **is clearly indicated** in the text and next to the data tables and charts used.

Please write us to info@carbodata.world if you have any doubt regarding the authorisation of reproduction of our data on your website or your newsletters.

The **full reproduction** of our data report on a **website is prohibited**.

The **commercial redistribution** and **external redistribution** (outside your company or organisation) of our **PDF data reports** are **prohibited**.

In any case, you may not remove the copyright or trade mark notice from any copies of the content made under these terms.

We refer to our Terms and Conditions for further details.

© 2024 Corporate Carbon Data Ltd | All rights reserved