

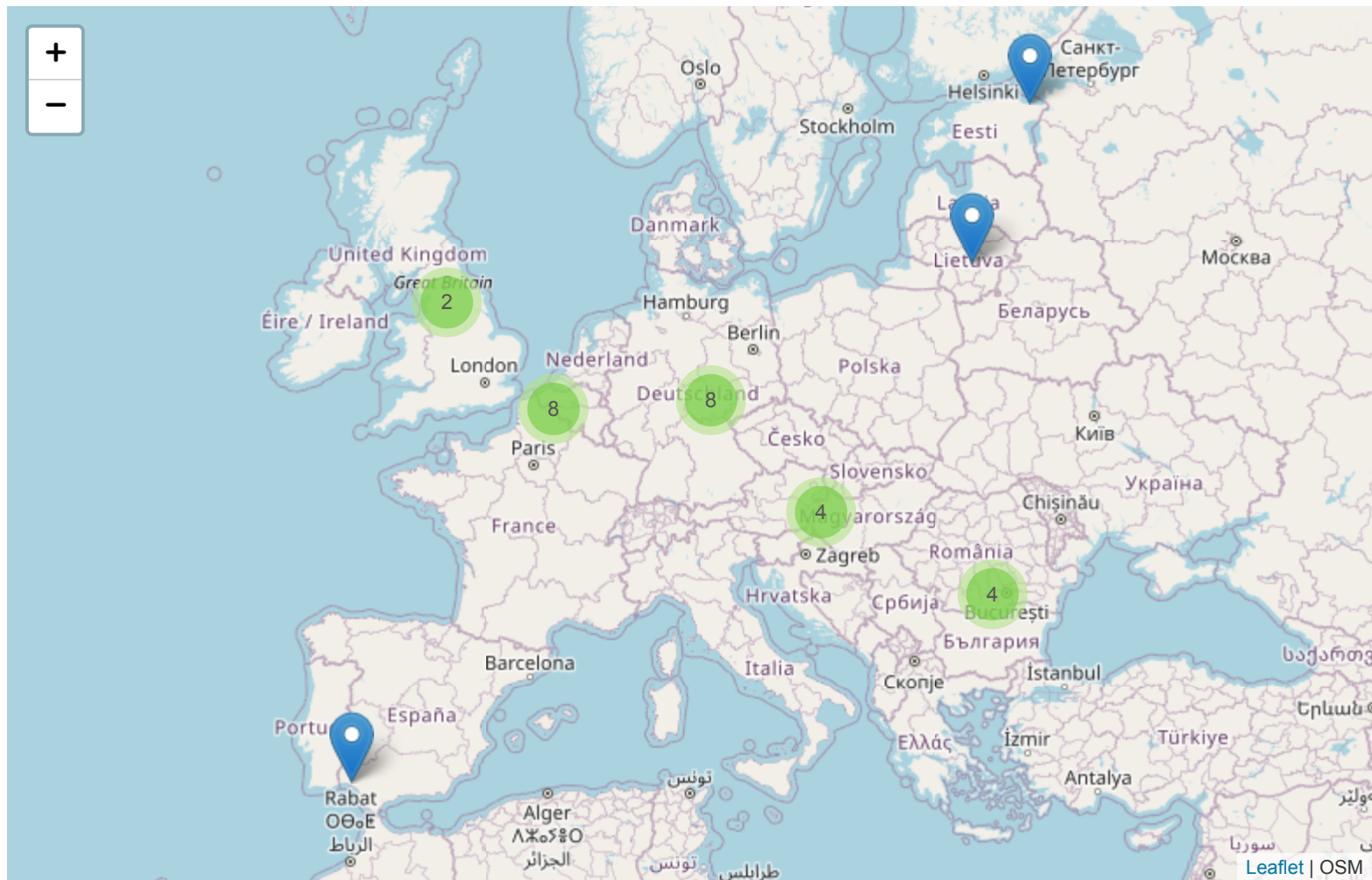
Facility or Company Name:

Year: All

Country: All Countries

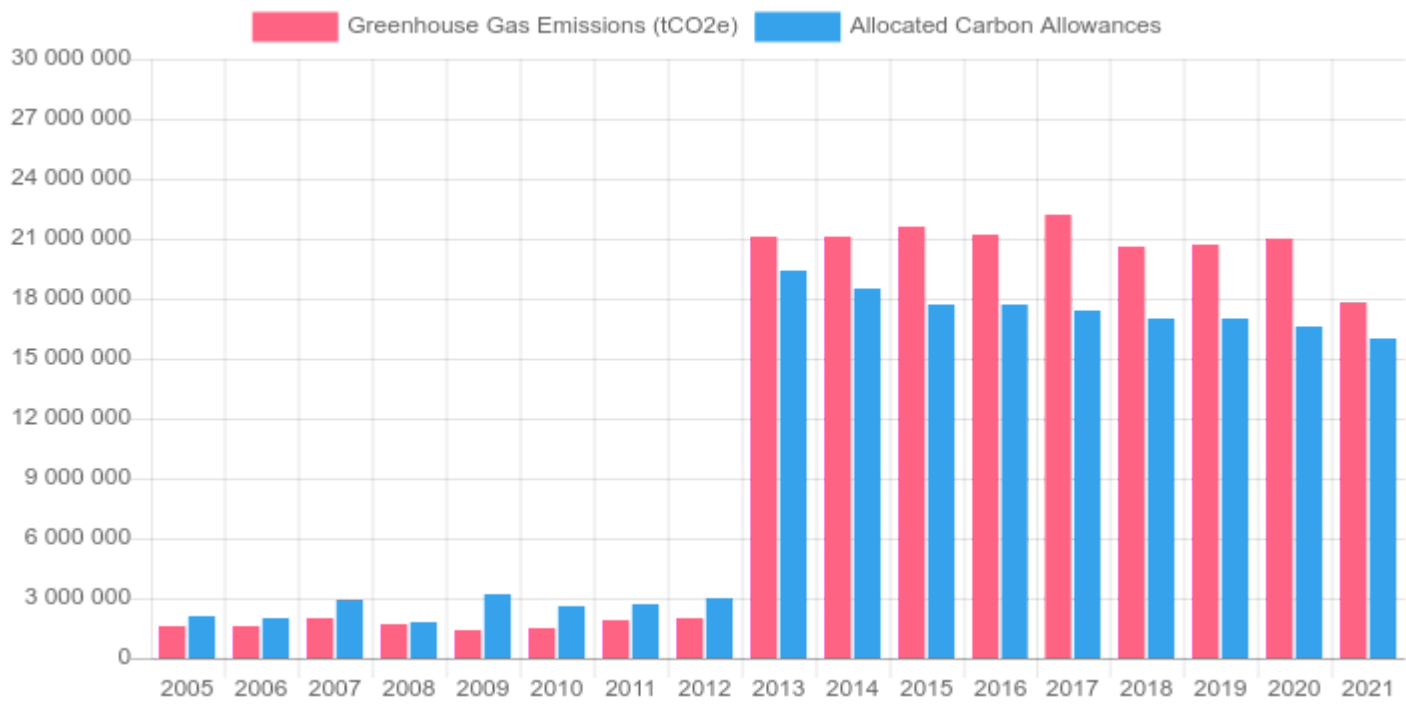
Sector: Ammonia




















Found 29 facilities and 19 companies



Year	Greenhouse Gas Emissions	Allocated Carbon Allowances
2021	17 847 609	16 031 968
2020	21 014 636	16 615 960
2019	20 701 206	16 972 647
2018	20 606 360	16 987 521
2017	22 187 048	17 441 762

2016	21 157 771	17 678 199
2015	21 621 781	17 738 164
2014	21 082 735	18 453 131
2013	21 053 022	19 387 557
2012	1 972 219	2 985 024
2011	1 915 926	2 726 922
2010	1 529 279	2 580 939
2009	1 405 275	3 223 280
2008	1 734 940	1 846 223
2007	2 040 394	2 883 172
2006	1 579 623	2 037 799
2005	1 578 907	2 098 445



	Company	Facilities	Greenhouse Gas Emissions 2021	Allocated Carbon Allowances 2021
1	 Yara Sluiskil B.V.	6	3 190 000	3 393 943
2	 SKW Stickstoffwerke Piesteritz GmbH	2	2 521 264	1 938 913
3	 AB Achema	1	2 208 916	1 846 778
4	 BASF SE	2	1 548 658	1 390 123
5	 Duslo, a.s.	1	1 067 003	974 764
6	 Nitrogénművek ZRt.	1	903 128	825 352
7	 Borealis Agrolinz Melamine GmbH	1	876 301	752 766
8	 Petrokemija D.d. Tvornica Gnojiva	1	832 650	927 789
9	 Grupa Azoty Zakłady Chemiczne POLICE S.A.	1	824 902	638 292
10	 ANWIL S. A.	1	790 514	670 854
11	 NEOCHIM PLC	1	681 436	504 550
12	 Fertiberia, S.A.	1	575 598	557 921
13	 BOREALIS CHIMIE SAS	2	568 721	438 583
14	 INEOS Manufacturing Deutschland GmbH	1	557 368	518 568
15	 Borealis Produits Et Engrais Chimiques Du Rhin	1	500 320	404 361
16	 ΛΙΠΑΣΜΑΤΑ ΝΕΑΣ ΚΑΡΒΑΛΗΣ Α.Ε.	1	200 830	248 411
17	 AS Nitrofert	1	0	0
18	 SC AMURCO SRL Bacau	1	-	-
19	 S.C. GA-PRO-CO CHEMICALS S.A.	1	-	-

Greenhouse Gas Emissions 2021 By Company (tCO2e)



Greenhouse Gas Emissions 2021 By Country (tCO2e)



- Germany (4.627.290)
- Netherlands (3.190.000)
- Lithuania (2.208.916)
- Poland (1.615.416)
- France (1.069.041)
- Slovakia (1.067.003)
- Hungary (903.128)
- Austria (876.301)
- Croatia (832.650)
- Bulgaria (681.436)
- Spain (575.598)
- Greece (200.830)
- Estonia (0)
- Romania (0)

Facility	Company	Sector	Country	City	Year	Greenhouse gas emissions	Allocated carbon allowances
1 Yara Sluiskil B.V. BKG 1	Yara Sluiskil B.V.	Ammonia	Netherlands	SLUISKIL	2021	3 190 000	3 393 943
2 Katilinė, amoniako paleidimo katilinės Nr.1 ir Nr.2	AB Achema	Ammonia	Lithuania	Jonavos raj.	2021	2 208 916	1 846 778
3 Ammoniakanlage 2	SKW Stickstoffwerke Piesteritz GmbH	Ammonia	Germany	Lutherstadt Wittenberg	2021	1 305 788	978 728
4 Ammoniakanlage 1	SKW Stickstoffwerke Piesteritz GmbH	Ammonia	Germany	Lutherstadt Wittenberg	2021	1 215 476	960 185
5 Duslo, a.s. Šaľa	Duslo, a.s.	Ammonia	Slovakia	Šaľa	2021	1 067 003	974 764
6 Nitrogénművek Zrt.	Nitrogénművek ZRT.	Ammonia	Hungary	Pétfürdő	2021	903 128	825 352
7 Ammoniak-Fabrik 4	BASF SE	Ammonia	Germany	Ludwigshafen	2021	894 856	814 396
8 Borealis Agrolinz Melamine Ammoniakanlage	Borealis Agrolinz Melamine GmbH	Ammonia	Austria	Linz	2021	876 301	752 766
9 Petrokemija d.d. tvornica gnojiva	Petrokemija D.d. Tvornica Gnojiva	Ammonia	Croatia	Kutina	2021	832 650	927 789
10 Instalacja do produkcji amoniaku	Grupa Azoty Zakłady Chemiczne POLICE S.A.	Ammonia	Poland	Police	2021	824 902	638 292
11 Instalacja do produkcji amoniaku	ANWIL S. A.	Ammonia	Poland	Włocławek	2021	790 514	670 854
12 NEOCHIM	NEOCHIM PLC	Ammonia	Bulgaria	Dimitrovgrad	2021	681 436	504 550
13 Ammoniak-Fabrik 3	BASF SE	Ammonia	Germany	Ludwigshafen	2021	653 802	575 727
14 Fertiberia - Fábrica de Palos	Fertiberia, S.A.	Ammonia	Spain	Palos de la Frontera	2021	575 598	557 921
15 BOREALIS Ammoniac Grandpuits	BOREALIS CHIMIE SAS	Ammonia	France	MORMANT	2021	568 721	438 583
16 Ammoniak-Anlage, Geb. O 07	INEOS Manufacturing Deutschland GmbH	Ammonia	Germany	Köln	2021	557 368	518 568
17 Borealis PEC-Rhin SAS	Borealis Produits Et Engrais Chimiques Du Rhin	Ammonia	France	Ottmarsheim	2021	500 320	404 361
18 ΛΙΠΑΣΜΑΤΑ ΝΕΑΣ ΚΑΡΒΑΛΗΣ Α.Ε.	ΛΙΠΑΣΜΑΤΑ ΝΕΑΣ ΚΑΡΒΑΛΗΣ Α.Ε.	Ammonia	Greece	Kavala	2021	200 830	248 411
19 AS Nitrofert	AS Nitrofert	Ammonia	Estonia	Kohtla-Järve	2021	0	0
20 Yara Sluiskil B.V. BKG 3	Yara Sluiskil B.V.	Ammonia	Netherlands	Sluiskil	2020	1 298 105	881 968
21 Billingham Fertilizer Works	CF FERTILISERS UK LTD	Ammonia	United Kingdom	Billingham	2020	1 052 231	803 386
22 Yara Sluiskil B.V. BKG 2	Yara Sluiskil B.V.	Ammonia	Netherlands	Sluiskil	2020	949 516	817 171
23 Ince Fertilizer Works	CF FERTILISERS UK LTD	Ammonia	United Kingdom	Chester	2020	650 133	602 295

24	BOREALIS Unité de Fabrication d'Ammoniac AM2	BOREALIS CHIMIE SAS	Ammonia	France	LE GRAND QUEVILLY	2020	488 125	468 416
25	Yara Sluiskil B.V. BKG 6	Yara Sluiskil B.V.	Ammonia	Netherlands	Sluiskil	2020	255 221	423 739
26	Yara Sluiskil B.V. BKG 5	Yara Sluiskil B.V.	Ammonia	Netherlands	Sluiskil	2020	88 422	187 071
27	Yara Sluiskil B.V. BKG 4	Yara Sluiskil B.V.	Ammonia	Netherlands	Sluiskil	2020	67 680	147 964
28	Instalatie de ardere cu o putere termica nominala	S.C. GA-PRO-CO CHEMICALS S.A.	Ammonia	Romania	Savinesti	2018	0	0
29	SC AMURCO SRL Bacau	SC AMURCO SRL Bacau	Ammonia	Romania	Bacau	2015	0	111 121

To discover all our data reports available for sale, please visit our online store at:

<https://carbodata.world>



Copyright notice:

All content in this report belongs to **Corporate Carbon Data Ltd (CCD)** or its partners from whom CCD has received the authorisation to use it. You may store our data reports in electronic form on disk for your personal use or for internal use within your company.

Reproduction of a small and limited part of the content (data, one data table, one graph) **on a website or a newsletter is permitted**, providing the **source of the data** (i.e. Corporate Carbon Data with a link to <https://carbodata.world>) **is clearly indicated** in the text and next to the data tables and charts used.

Please write us to info@carbodata.world if you have any doubt regarding the authorisation of reproduction of our data on your website or your newsletters.

The **full reproduction** of our data report on a **website is prohibited**.

The **commercial redistribution** and **external redistribution** (outside your company or organisation) of our **PDF data reports** are **prohibited**.

In any case, you may not remove the copyright or trade mark notice from any copies of the content made under these terms.

We refer to our Terms and Conditions for further details.

© 2024 Corporate Carbon Data Ltd | All rights reserved